

Wallace & Tiernan® Analyzers/Controllers

SFC series

Continuous analysis of water parameters

General

The Wallace & Tiernan® SFC series of instrumentation provides for the continuous measurement and control of a wide variety of water quality parameters. As a single input device, the SFC unit can be used to monitor any one of a number of different measurement technologies and perform a related control function suited to the specific application. The SFC system can control automatic v-notch positioners in gas feed systems, such as the V10k™ and V2000™ systems, or automatic stroke length positioners and variable speed drives in dosing pump systems to maintain a setpoint concentration. For multiple measurement applications, the MFC analyzer/controller is available.

Typical applications

- Potable water treatment
- Waste water treatment
- Cooling water circuits
- Industrial and process water treatment
- Swimming pools

Features

The SFC analyzer/controller is a modular system consisting of a wall or panel-mounted electronic module, a flow cell module and a plug-and-play sensor measuring module. The SFC unit can be configured as an analyzer only, with over 10 different measurement choices, a set-point or flow proportional controller or a combined analyzer/controller. The additional control function offers an easy, software selectable range of control modes from flow proportional to compound loop with "fuzzy-logic" auto-tuning. Utilizing the CAN sensor/actuator bus allows communication between electronic modules if more than one parameter is being measured. This can be particularly useful for pH-corrected free chlorine measurement with the DEPOLOX® 5 flow cell and a pH sensor.

Benefits:

- Permits the use of the DEPOLOX® 5 potentiostatic sensor as well as all other sensors currently available in our sensor portfolio
- Four different control modes can be selected
- Measurement and control of individual or multiple parameters when combined using a CAN sensor/actuator bus
- Simple configuration and operation
- Easy data connection to SCADA systems and Web technology



An example of a SFC system:
SFC pH for individual pH measurement

Product Sheet

Water Technologies

SIEMENS

The SFC system is available with the following functionality

Sensor selection

The portfolio of measurements includes the following parameters, and where appropriate, the supporting measurement modules are depicted.

- Free chlorine (DEPOLOX® 5, Micro/2000® & Membrane)
- Total chlorine (Micro/2000® & Membrane)
- Chlorine dioxide (DEPOLOX® 5, Micro/2000® & Membrane)
- Ozone (DEPOLOX® 5, Micro/2000® & Membrane)
- Potassium permanganate (DEPOLOX® 5 & Micro/2000®)
- pH value
- Redox (ORP)
- Fluoride
- Chlorine-sulfite (Deox/2000®)
- Conductivity
- Temperature
- A single measurement with a Milliamp output can also be incorporated.

The application and water quality will determine what measurement module best suits the application;

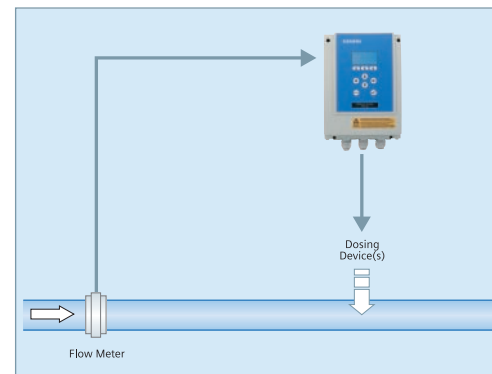
The DEPOLOX® 5 measurement module uses the potentiostatic bare electrode technology that is fast acting to a change in chlorine concentration and therefore well suited for disinfection control. It incorporates continuous hydromechanical cleaning of the sensor. (For further measurement module details please refer to WT.050.585.001.PS.)

The Micro/2000® and Deox/2000® measurement modules are also potentiostatic bare electrodes that can incorporate the addition of buffer and incorporate hydro-mechanical cleaning of the sensor. The Micro/2000 and Deox/2000 measurement modules can be used in poor quality water without fouling. The Micro/2000 module offers unmatched accuracy of chlorine measurements down to one part per billion. The Deox/2000 module is utilized for dechlorination chemistry measurements. (For further measurement module details please refer to WT.050.585.003.PS and WT.050.585.004.PS.)

The membrane measurement module utilizes membrane covered electrodes with the VariaSens™ flow cell and is the least affected by water supply chemistry variations. The membrane covered sensor will respond slower to disinfectant changes. (For further measurement module details please refer to WT.050.585.005 to 008.PS.)

The trend graph allows for daily data trending that can be extended to 30 days when the optional SD card is inserted.

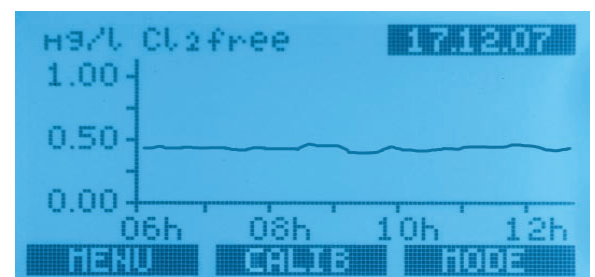
Flow proportional control



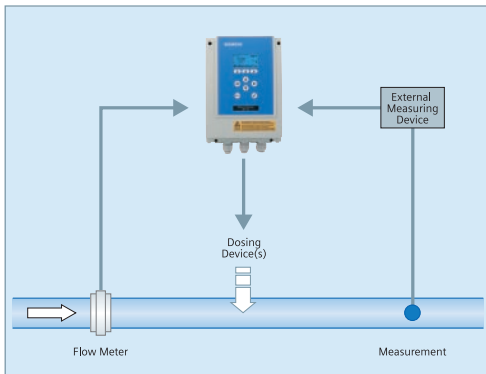
	SFC	SC
External setpoint value for single feedback closed loop control and/or combi-control	—	—
External dosing factor for flow proportional control	—	—
Temperature input	—	—
Feedback input	✓	—
2 digital inputs	✓	—
mA outputs	✓	—
Relay outputs	2	—
RS 232 interface for firmware update	✓	—
Slot for fieldbus modules	—	—
RS 485 interface	—	—
CAN sensor/actuator bus interface	—	—
SD card slot	—	—

Control options

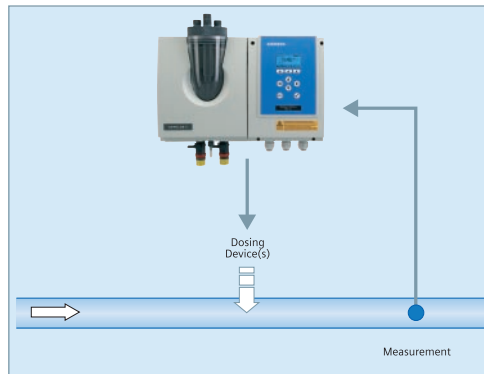
Both flow proportional and compound loop control are available with the SFC. The control mode required should be specified when ordering the equipment. With the wide range of SFC versions available, nearly all conceivable water treatment applications, including single feedback closed-loop control, can be monitored and controlled.



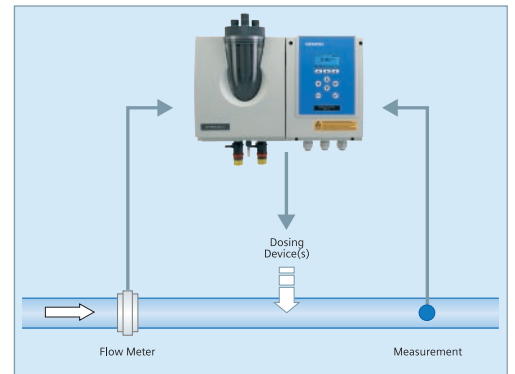
Compound loop control with external measurement (mA)



Measurement single feedback closed-loop control



Measurement with compound loop control



SFC PC



4



SFC with corresponding measuring module



4



SFC with corresponding control module



4



The fuzzy logic compound loop control, which was previously included in the Wallace & Tiernan® PCU process controller, has now been integrated in the SFC PC system. Each measuring system also has an optional integrated controller that can be used with external setpoint selection (as well as with single feedback closed-loop control). Depending on the application, the control parameters can also be used to control actuators such as the V10k™ gas feed system, dosing pumps, or frequency converters. This now also applies to CAN sensor/actuator bus enabled dosing devices.

The flow proportional control SFC SC enables proportionally controlled feed of chemicals used in water treatment and for industrial applications. The dosing capacity of the connected device is controlled automatically, on the basis of a measuring signal, for example an external flow rate measurement, and a configurable dosing factor. If actuators

with feedback are used, the non-linearity can be adjusted using a maximum of 11 calibration points.

For further technical details, please refer to the appropriate documentation. Separate product information leaflets are available for the SFC PC process controller, for the flow proportional control SFC SC, and the individual parameters.

Additional features

The CAN sensor/actuator bus allows easy expansion of the SFC functionality by allowing two or more SFC devices to be interconnected. The CAN sensor/actuator bus allows for a pH compensated chlorine measurement or a more complex control scheme such a set-point trim control. A communication slot will allow connection of field bus systems such as PROFIBUS DP or Modbus. The removable SD card available for the SFC and SFC PC allows for data storage as well as back-up of the configuration.

Technical data SFC electronic module

Display:	Graphical display, resolution 128 x 64 pixels, white background illumination
Measurement inputs:	1 x measured value input (electrically isolated up to 50 V to ground) for plug-in cards of the sensor measuring module (not with SFC SC): <ul style="list-style-type: none">▪ 3-electrode cell for chlorine, ozone, chlorine dioxide and potassium permanganate DEPOLOX® 5 module▪ Membrane sensors for total chlorine (TC1/TC1-S), free chlorine (FC1), chlorine dioxide (CD7), ozone (OZ7)▪ Micro/2000® and Deox/2000® modules▪ pH value▪ Redox voltage (ORP)▪ Fluoride▪ Conductivity▪ mA/V input 1 x mA input for flow rate 0 – 20 mA/4 – 20 mA 1 x mA input for external setpoint or dosing factor 0 – 20 mA/4 – 20 mA (not applicable to SFC SC) 1 x temperature input PT 1000 (0 – 50 °C/32 – 122 °F) with sensor error display (not applicable to SFC SC/SFC PC) 1 x feedback input for servo motor position feedback (1 kΩ, 5 kΩ, mA, V)
Digital inputs:	2 x for voltage-free contact (< 100 Ω) for controller stop, flow control
Relay outputs:	4 free selectable two-way switches for process monitoring; SFC SC: 2 alarm/control contacts
mA output:	1 x mA output for measurement or control output (freely configurable) Output 0/4 – 20 mA Accuracy < 0.5 % FS Load protected ≤ 500 Ω Temperature drift max. 0.2 % / 10 °C Electrically isolated up to 50 V to ground
Interfaces:	1 x RS 485 for connection to a ChemWeb-Server, OPC-Server Data Access V2.0, CMS software 3.0, SECO-S7 (not applicable to SFC SC) The RS 485 interface is electrically isolated up to 50 V to ground. 1 x CAN sensor/actuator bus interface for controlling actuators and evaluating external measurements and module communication (not applicable to SFC SC) 1 x slot for fieldbus connection (not applicable to SFC SC) 1 x RS 232 for firmware updates (not electrically isolated)
Memory card:	1 x SD memory card slot for installation of an SD memory card (not applicable to SFC SC)
Power supply:	100 – 240 V AC ± 10 %, 50 – 60 Hz, 30 VA 24 V DC ± 20 %, 30 W
Enclosure:	IP 66, designed to meet NEMA 4X
Testing and marking:	CE, EMC-EN 61326 LUD-EN 61010 UL listed/CSA certified
Ambient temperature:	0 – 50 °C (32 – 122 °F) (do not expose to direct sunlight)
Storage temperature:	-20 to +70 °C (12 – 158 °F)
Dimensions (W x H x D):	185 x 265 x 145 mm (7.3 x 10.4 x 5.7 ")
Weight:	approx. 2.5 kg (5.5 lbs)

Siemens
Water Technologies

Germany:
+49 8221 9040
wtger.water@siemens.com

United Kingdom:
+44 1732 771777
wtuk.water@siemens.com

USA:
+1 856 507 9000
wtus.water@siemens.com

© 2008 Siemens Water Technologies
WT.050.590.000.IE.PS.0708
Subject to change without prior notice.

DEPOLOX, Deox/2000, Micro/2000, V10k, V2000, VariSens and Wallace & Tiernan are trademarks of Siemens, its subsidiaries or affiliates. CSA is a trademark of the Canadian Standards Association. NEMA is a trademark of the National Electrical Manufacturers Association. PROFIBUS is a trademark of Profibus International. UL is a trademark of Underwriters Laboratories, Inc. The information provided in this brochure contains merely general descriptions of characteristics of performance which in case of actual use do not always apply as described or which may change as a result of further development of the products. An obligation to provide the respective characteristics shall only exist if expressly agreed in the terms of contract.